



2021

2022-022

2022 04

)

(

		2021	12	31
296320455	10		2.00	
0				

.....	2
.....	9
.....	13
.....	38
.....	59
.....	60
.....	74
.....	80
.....	81
.....	82

LED				LED
		1KHZ	KHZ	KHZ

			002922
			EAGLERISE ELECTRIC & ELECTRONIC (CHINA) CO., LTD
			EAGLERISE CHINA
			A3
			528200
			4
			528300
			http://www.eaglerise.cn
			judy.chen@eaglerise.com

		4
		0757-86256898
		0757-86256768
		judy.chen@eaglerise.com

	http://www.szse.cn/
	www.cninfo.com.cn

	91440600719208822U
--	--------------------

	22 1 901-22 901-26

	81 1 22		2020 09 25 2021 12 31

	2021	2020		2019
	2,230,103,076.67	1,406,042,508.54	58.61%	1,296,559,124.70
	194,782,993.71	51,434,187.95	278.70%	57,376,997.10
	68,876,734.28	36,832,719.71	87.00%	44,298,964.13
	-67,826,362.46	24,440,838.85	-377.51%	45,857,422.36

1

2

	360,093,918.39	544,319,686.79	631,822,636.10	693,866,835.39
	117,686,022.93	24,488,811.19	40,206,939.41	12,401,220.18
	10,319,911.21	12,038,695.36	35,800,223.87	10,717,903.84
	-57,274,562.94	-50,262,567.30	44,259,196.79	-4,548,429.01

	2021	2020	2019	
	118,410,876.34	-1,133,220.46	-2,337,777.86	
	13,436,729.19	14,531,290.86	9,412,149.22	

光伏发电产业链

LED

LED

GGII 2023

172 LED 466 273

GGII 2021 LED

193

LED

LED

LED

LED

LED

LED



2



2

1

Kichler

PTC

PDM

172

14

10

ISO9001 2015

ISO14001 2015

IECQ

QC080000:2017

ISO/IATF16949 2016

1

2021

2021

223,010.31	58.61%	19,478.30	278.70%
		6,887.67	87.00%
			-6,782.64
	377.51%		
p 1	58.61%		124,901.67
80.37%			32.89%
2	65.31%		

Ä

7 s È < " î K -

2

2020

1.48

1.14

3

2021

36.28%, 2020

4.98

2.96%

1.07

2,027.37

75.91%

4

	96,483,171.02	4.33%	47,914,809.64	3.41%	101.36%
1					
	542,779,085.39	24.34%	389,430,333.94	27.70%	39.38%
	842,233,888.19	37.77%	339,600,616.81	24.15%	148.01%
	72,484,149.70	3.25%	53,261,287.45	3.79%	36.09%
2					
	334,873,567.52	15.02%	264,779,888.00	18.83%	26.47%

1

3

			2021	2020	
			52,745,944	37,738,425	39.77%
			62,182,791	39,386,322	57.88%

2020 09 29 2020
 95% A3
 2021
 A3
 15%

(ACRA)

	809,086,296.89
	36.28%
	0.00%

	445,078,972.09	19.96%
	103,493,287.11	4.64%
	96,482,106.86	4.33%

	0.00%
--	-------

5

1		96,799,428.69	5.66%
2		62,189,011.48	3.64%
3		46,400,845.27	2.71%
4		45,722,864.05	2.67%
5		40,464,032.93	2.37%
	--	291,576,182.41	17.06%

3

	2021	2020		
	65,998,089.59	56,718,491.12	16.36%	636.08
	103,506,037.74	100,299,866.25	3.20%	
	19,846,325.98	14,432,717.30	37.51%	
	90,961,293.29	66,319,067.36	37.16%	

4

96				
			ABS	
ATOM Phase 2				ATOM

6300kVA

	0.00	0.00	0.00%
	0.00%	0.00%	0.00%

5

	2021	2020	
	1,718,343,246.95	1,290,335,359.21	33.17%
	1,786,169,609.41	1,265,894,520.36	41.10%

	16,644,256.58	7.79%		
	448,921.78	0.21%		

	17,922,123.92	0.66%	8,777,895.19	0.38%	0.28%
	11,083,000.00	0.41%	0.00	0.00%	0.41%

505,059,996.49	102,477,272.57	392.85%

2

3

--	--	--	--	--	--	--	--	--	--	--	--	--	--

107,570,	114,146,	56,071,1
456.49	005.01	00.00
		29.61%

2

--	--	--	--	--	--	--	--	--	--	--	--	--	--

5

1

	()		(1)		(2)	(3) (2)/(1)				

|

	14,027.65	3,527.65
	10,500.00	

3**1**

2

10%

			500,000,000.00	1,088,914,657.80	448,936,450.18	1,232,597,876.06	-39,509,168.67	-29,490,365.50
			120,000,000.00	786,969,310.73	259,495,631.39	933,313,416.83	91,325,089.73	81,821,638.67
			5,000,000.00	76,785,712.36	50,654,456.21	137,024,101.50	30,057,425.74	26,418,580.30

EAGLERISE SINGAPORE INVESTMENT HOLDING PTE. LTD.		

2021 04 13				2020	2020 2021	2021 04 13

2021 04 29

2021 10 11						2021 10 11
2021 10 12						2021 10 12
2021 10 13						2021 10 13

2021 11 02

4

12

9

1

2

3

4

5

1

2021

				2019 59 02 15	2022 12 04						
				2021 45 11 25	2022 12 04						
				2019 40 02 15	2022 12 04						
				2007 54 11 20	2022 12 04	67,886		28,852	47,520	86,554	
				2012 61 06 28	2022 12 04						
				2021 56 11 08	2022 12 04						

2019 2

1963

2004

2019 12

4-IAÑ@

1977

2021 11

1982 ,

,

1976

1997

2014

1982

2007

2019

MBA

2007

1986

2017 8

	2013 12 04
--	------------

10 /

10 /

			56		93.85	
			55		191.39	
			56		10	
			59		10	
			45		1	
			40		10	
			54		37.56	

			2019
	2021 02 24	2021 02 25	2021
			2021-014
			2020
			2020

2021 03 29 2021 03 31

			> > > 2021 2021-094 <
	2021 08 26	2021 08 27	2021-102
	2021 10 25	2021 10 27	2021 2021-118
	2021 11 08	2021 11 09	2021 2021-125

2019


2021 12 13 2021 12 14

3

4



				2020 2021			
			2021 04 28	2021			
			2021 08 25	2021 2021			
			2021 10 25	2021			
		3	2021 03 29	2021			



1

	10
	2,614
	2,624
	2,624
	0
	1,630
	110
	315
	41
	528
	2,624
	20
	364
	260
	1,980
	2,624

2**3**

4

	1,626,983
	33,651,143.00

2021 03 29		2021 04 23	2020
2020		2021	2020 12 31
2019	102,450	174,306,150	10
2.00	34,861,230		10 7
122,014,305			

10	0
10	2.00
	296320455
	59,264,091.00
	0.00
	59,264,091.00
	257,123,091.33


1

2022 04 21


	10%	0.5%	0.5%	10%
	1%	3	0.5%	1%
		5%		3
		0.5%		5%
	0			
	0			
	0			
	0			

2

[2020]69
2018 2019 2020



--	--	--	--	--	--	--	--



			7			
--	--	--	---	--	--	--

			6			
			36	2020 11 02	2020 11 02 2023 11 01	
				2020 06 18	2020 06 18 2021 05 01	

2

“ ”

“ ”

2018 12

21

2018 35

2019 1 1

2021 1 1

2021 1 1

2018 12

21

1

2

3

4

5

2021 1 1

2021

1 2020 09 11

2020 09 29

2020

A3

95%

61.93 2021

2

A3

95%

1

2

3

4

1

1

2

3

--	--	--	--	--	--	--

10%

10%

2

	2021 03 31	15,000	2021 03 10	3,000				2022 3 10 2025 3 9		
()	2021 03 31	5,000	2020 10 21	3,189.7				2020 10 19 2021 11 14		
B1		50,000		B2		7,650.8				
B3		50,000		B4		6,827.64				
	2021 03 31	5,000								
	2021 03 31	5,000								

2020 03 23 2020 05 27
15,000



	31		26							
	2021 03 31	20,000	2021 11 26	1,275.88						
	2021 03 31	20,000	2021 12 29	1,275.88						

2021 03
31 10,000

--	--

3**1**

		24,000	8,881	0	0
		36,500	10,500	0	0
		60,500	19,381	0	0

2**4**

1

	49,000,171	28.10%			405	-64,209,147	-29,980,742	19,019,429	6.42%
1									
2	2,031,121	1.16%							

2021-061

1	2021 02 24				2021 03 12	2021
			2019			8
		10,245			9.27 /	
			2021 4 13			
2	2021 03 29				2021 03 31	2020
		2020			2020 12 31	174,408,600
	2019	102,450	174,306,150		10	2.00
		34,861,230				10 7
	122,014,305					
1	2021 04 13	8		10,245		
	174,408,600	174,306,150				
2	2021 05 14	2020		174,306,150	296,320,455	

						18
19		27,479,988	61,167,906	5,569,207		05
						021
						2021 12 22
	49,000,171	34,205,259	64,186,001	19,019,429	--	--

1

2

1		2019		10,2450	
	174,408,600	174,306,150			
2		2020 12 31	174,408,600	2019	102,450
	174,306,150	10	2.00		
10	7	122,014,305			

1

	66,548		58,349	8		0	8	0
5%		10						
		33.25%	98,536,571			98,536,571		23,630,000
		3.63%	10,757,744		10,693,308	64,436		
		1.88%	1,856,028	1.856028%]	TETQ4015,598,078	38.936.2	465 reW*nBT0	50.185 re86.24 Td[()] TETQ6
		1.35%	4,015,000			4,015,000		
		1.09%	3,239,028			3,239,028		
		0.1%	773		2,279,829	9,944		
		0.73%	2,170,000			2,170,000		

			1,500,000		1,500,000
			1,479,200		1,479,200
			1,436,360		1,436,360
			1,335,040		1,335,040
1			1,059,000		1,059,000
			1,010,000		1,010,000
10	10	10	10	10	100%
10		4			

10

10

10

10

2

/ 2

10	

4 **80%**

5 **10%**

6

1

2

3

4

5

6

1

2021 12 31

	2021 12 31	2020 12 31
	324,586,560.07	403,841,779.19
	74,147,776.19	340,810,915.07
	114,930.00	0.00

	1,000,000.00	0.00

	12,300,170.25	14,603,496.95
	28,104,454.96	43,382,514.73
	139,984.96	315,860.00
	5,580,578.98	0.00

	1,000,000.00	
		0.00
	750,942.10	16,254,064.69
	49,574.93	0.00
	2,526,052.83	19,579,420.50
	2,707,558.43	4,072,870.89
	11,438,721.43	22,325,137.08
	821,204,492.44	478,635,217.88
	1,858,881,538.66	2,039,868,439.32
	0.00	266,669,869.34
	216,039,151.12	5,700,000.00
	78,757,248.07	177,409,645.79
	40,355.15	5,012,760.06
	12,508,150.89	11,824,223.84
	98,002.63	2,999,946.59
	24,891,162.85	137,931,935.62
	139,984.96	315,860.00
	50,755.34	0.00
	13,471,274.71	0.00
	345,856,100.76	607,548,381.24

	2,136,033,482.24	1,366,226,595.76
	1,848,736,906.36	1,118,332,399.95

	216,400,092.54	51,433,280.91
	1,235,985.88	292,896.04
	3,896,867.91	1,375,977.51
	213,739,210.51	50,350,199.44
	25,089,349.20	2,640,638.27
	188,649,861.31	47,709,561.17
1.	188,649,861.31	47,709,561.17
2.		
1.	194,782,993.71	51,434,187.95
2.	-6,133,132.40	-3,724,626.78
	-2,861,510.63	-2,035,038.69
	-2,736,599.34	-1,975,909.38
1.		
2.		
3.		
4.		
5.		
	-2,736,599.34	-1,975,909.38
1.		
2.		

5.		
6.	-2,736,599.34	-1,975,909.38
7.		
	-124,911.29	-59,129.31
	185,788,350.68	45,674,522.48
	192,046,394.37	49,458,278.57
	-6,258,043.69	-3,783,756.09
	0.66	0.20
	0.66	0.20
	0.00	0.00

4

	2021	2020
	466,385,581.91	725,637,349.06
	426,872,043.08	651,083,090.66
	1,452,469.05	4,146,517.28
	4,225,543.49	25,390,739.77
	28,840,993.66	71,882,683.36
	296,453.51	23,773,655.43
	7,555,393.52	6,832,487.31

	329,054.79	618,931.51
-	-	

	274,089,745.17	883,159,837.26
	439,590,974.18	209,549,100.56
	49,084,304.45	34,486,901.90
	7,399,365.10	3,393,941.33
	496,074,643.73	247,429,943.79
	-221,984,898.56	635,729,893.47
	-2,856,846.22	-1,249,225.77
	-125,265,360.38	197,746,844.24
	401,381,140.46	203,634,296.22
	276,115,780.08	401,381,140.46

6

	2021	2020
	427,303,356.76	728,340,212.42
	1,195,879.38	16,690,060.77
	308,093,049.75	64,159,124.36
	736,592,285.89	809,189,397.55
	426,917,895.95	468,799,883.73
	16,115,802.45	120,843,928.76
	6,296,269.52	25,372,893.68
	13,806,998.72	474,258,032.72
	463,136,966.64	1,089,274,738.89
	273,455,319.25	-280,085,341.34
	590,000,000.00	167,000,000.00
	94,012,308.11	27,205,600.38
	201,527,753.39	19,876,677.43

	885,540,061.50	214,082,277.81

2021									



	2020	

4					550,04								550,04	7,877,4	8,427,4
					8.06								8.06	34.47	82.53
									17,020		-44,05		-27,03		-27,030
									,454.9		0,749.		0,295.		,295.00
									6		96		00		
1															

8

	2021

3												
4												
5												
6												
1												
2												
	174,408,600.00				956,707,975.05	14,324,251.00			108,320,640.46	207,114,253.84		1,432,227,218.35

1

" "

1999 10 15

4406001006320

50 2005 12 26

(" ")

2007 8 31

2007 12 28

91440600719208822U

98,992,875.00

98,992,875.00

1

2017 12 1

[2017] 2228

2017 12 29

002922

3,300

13,199.2875

[2017] 3-128

2018

<

2019

>

2019

2,528,600.00

9.27

134,521,475.00

134,521,475.00

63.00

1

9.27

135,151,475.00

135,151,475.00

2020 8 4

[2020]

1628

39,257,125

174,408,600.00

[2020]518Z0037

2021 02 24

3

4

3

A.

a

b

c

B.

a

b

c

A.

B.

C.

7

- A.
- B.
- C.
- D.

- E.
- F.

- G.
- H.

30

30

30

5

- A.

B.

A.

B.

22 -

A.

B.

22 -

6

7

1
2

2

13

1
2
3
4

12

5

15

C.

2.

A.

B.

C.

D.

3

17

1

20

1

2

1

2

A.

B.

C.

D.

E.

22

23

	3

24

9

25

1

1

A

B.

C.

- B.
- C.

26

- 1
- 2
- 3
- 4
- 5

27

1

2

28

1

2

3

4

5

6

29

1

2

/

30

1

2

1

3

31

/

1

A.
B.

A.
B.

2

A.
B.

A.
B.
3

A.

B.

32

1

12

14

:

2

) (

33

1

2

3

4

5

6

7

8

B.

35

1

	13%	
	"	13%
	"	5% 7%
		15%-35%
		3%
		2%
	1.2% 12%	30% 1.2% 12%

	25%
	15%
	15%
	15%
	15%
-	15-35%
-	8.84%
E&R LLC	
-	15-35%
-	8.84%
-	15-35%

-	9.99%
	17%
-	15%-23.9%

0

2

	74,147,776.19	340,810,915.07
	0.00	320,781,983.56
	74,147,776.19	20,028,931.51
	74,147,776.19	340,810,915.07

78.24%

3

	114,930.00	0.00
	114,930.00	0.00

4

1



2

3

	166,355,409.70
	0.00
	166,355,409.70

4

	0.00	65,016,486.93
	0.00	0.00
	0.00	65,016,486.93

--	--	--

3

	4,731,946.66

--	--	--	--	--

6**6**

	14,117,185.02	15,721,590.08
	0.00	

210,437.08

3.01

	12	()	()	
2021 1 1	306,316.02	20,766.38	1,445,851.23	1,772,933.63
2021 1 1				
--				
--				
--				
--				
	2,897.67	201,389.10	0.00	204,286.77
	86,371.84			86,371.84
2021 12 31	222,841.85	222,155.48	1,445,851.23	1,890,848.56

1 1		10,705,798.86
6		10,414,936.56
7-12		290,862.30
1 2		981,577.68
2 3		51,679.90
3		1,445,851.23
5		1,445,851.23
		13,184,907.67

3

--	--	--	--	--	--

10

	22,087,558.13	651,191.91	21,436,366.22	0.00	0.00	0.00
	22,087,558.13	651,191.91	21,436,366.22	0.00	0.00	0.00

--	--	--	--

			/	
--	--	--	---	--

11

--	--	--	--

117,017,380.77

20,000,000.00

--	--	--	--	--	--	--

13

	590,431,914.34	

	30,746,806.48	0.00	30,746,806.48	65,250.00	0.00	65,250.00
--	---------------	------	---------------	-----------	------	-----------

2

-	14,377.08	0.00	32,707.724.81	2,624,635.14		30,083,089.67	23.99%	22.75%	0.00	0.00	0.00%	

16,470.00
0
-

3.	0.00	0.00	0.00
1	0.00	0.00	0.00
4.			

3.	0.00	0.00	0.00		0.00
1	0.00	0.00	0.00		0.00
2	0.00	0.00	0.00		0.00
4.	34,616,677.32	11,669,300.00	56,727,502.47		103,013,479.79
1.	5,973,395.69	3,209,057.50	19,919,286.38		29,101,739.57
2.	687,178.95	1,166,930.00	3,719,029.89		5,573,138.84
1	687,178.95	1,166,930.00	3,719,029.89		5,573,138.84
3.	0.00	0.00	0.00		0.00
1					

17

1

--	--	--	--	--	--

2021

2023



20

OMI r.6DRa.5

2022 03 08

4

2021 12 16

25

26

3	0.00	0.00	0.00	0.00
	0.00	8,390,110.64	8,390,110.64	0.00

33.21%

26

	4,060,457.57	3,589,070.76
	6,598,896.58	8,352,873.00
	68,952.59	34,456.78
	364,494.78	283,502.93
	574,962.32	1,771,132.52
	138,974.64	292,414.48
	190,708.82	96,260.84
	127,139.22	30,666.83
	175,583.73	153,118.81
	12,300,170.25	14,603,496.95

27

	139,984.96	315,860.00
	27,964,470.00	43,066,654.73
	28,104,454.96	43,382,514.73

--	--	--

2

	139,984.96	315,860.00
	139,984.96	315,860.00

1

3

1

	0.00	14,760,140.38

	97,350.88	0.00
	5,580,578.98	0.00

29

	716,798.00	0.00
	65,016,486.93	0.00
	65,733,284.93	0.00

	--	--	--								

30

1

	11,180,350.88	0.00
	-97,350.88	0.00

31



37

--	--	--	--	--

39

	2,205,413,473.61	1,830,876,489.84	1,396,283,173.97	1,111,512,231.28
	24,689,603.06	17,860,416.52	9,759,334.57	6,820,168.67
	2,230,103,076.67	1,848,736,906.36	1,406,042,508.54	1,118,332,399.95

	27,151,108.91	21,347,603.52
	55,046,642.75	36,745,201.40
	3,411,338.44	3,830,946.10
	3,917,527.88	3,138,244.19
	1,434,675.31	1,257,072.15
	90,961,293.29	66,319,067.36

37.16%

44

	12,802,721.25	6,873,906.20
	1,437,009.56	1,156,103.07
	11,365,711.69	5,717,803.13
	7,461,884.16	7,937,230.23
	1,018,730.13	777,683.94
	19,846,325.98	14,432,717.30

37.51%

45

	13,341,267.98	14,531,290.86
	793,906.12	876,831.56

11,890,363.27	1,336,000.00
4,670,059.79	1,634,845.59
83,833.52	0.00

	-26,171,112.56	-4,938,435.00
--	----------------	---------------

429.95%

50

	121,877,118.89	61,750.23
	121,964,113.89	0.00
	-86,995.00	61,750.23
	121,877,118.89	61,750.23

51

--	--	--	--

55

1

	1,437,009.56	1,156,103.07
	16,114,323.07	21,708,759.30
	1,672,627.94	2,777,017.70
	19,223,960.57	25,641,880.07

2

	27,159,144.25	38,880,302.42
	88,331,591.73	73,185,107.21
	48,388,539.57	5,546,073.92
	163,879,275.55	117,611,483.55

3

--	--	--

4

	0.00	3,393,941.33
	6,449,653.60	0.00
	949,711.50	0.00

	7,399,365.10	3,393,941.33
--	--------------	--------------

56

1

1	--	--
	188,649,861.31	47,709,561.17
	30,076,528.33	6,757,433.62
	35,485,839.37	31,368,563.23
	6,544,784.24	0.00
	5,573,138.84	4,499,119.08
	585,775.48	292,249.36
	-121,877,118.89	-61,750.23
	3,466,242.55	1,194,970.69
	-448,921.78	-810,915.07
	8,106,301.70	7,980,505.60
	-16,644,256.58	

|

	0.00	0.00
	0.00	0.00
	0.00	0.00
3	--	--
	276,115,780.08	401,381,140.46
	401,381,140.46	203,634,296.22
	0.00	0.00
	0.00	0.00
	-125,265,360.38	197,746,844.24

2

	276,115,780.08	401,381,140.46
	43,251.00	54,936.17
	276,072,529.08	401,326,204.29
	0.00	0.00
	0.00	0.00
	0.00	0.00
	276,115,780.08	401,381,140.46

57

	48,470,779.99	
	231,371,896.63	
	225,595,564.39	
	15,168,662.71	
	520,606,903.72	--

200,000,000.00

58**1**

	--	--	
	8,641,142.35	6.3794	55,125,303.51
	1,557,795.13		

	11,050.50	6.3794	70,495.56
	185,543.70	7.2099	1,337,751.52
	1,437,432.41		

788,761.00

.	10,000.00	10,000.00
---	-----------	-----------

12

12

12

54.51% 42.52%
60.12% 68.55%

2.

2021 12 31 :

	2021 12 31			
	1	1-2	2-3	3
	128,080,396.08	0.00	0.00	0.00
	151,099,267.23	0.00	0.00	0.00
	604,761,820.65	0.00	0.00	0.00
	27,964,470.00	0.00	0.00	0.00
	5,580,578.98	0.00	0.00	0.00
	0.00	0.00	0.00	11,083,000.00
	917,486,532.94	0.00	0.00	11,083,000.00

	2020 12 31			
	1	1-2	2-3	3
	304,557,979.89	0.00	0.00	0.00
	5,700,000.00	0.00	0.00	0.00
	415,620,177.24	0.00	0.00	0.00
	43,382,514.73	0.00	0.00	0.00
	769,260,671.86	0.00	0.00	0.00

3.

1

2021 12 31

58

2021 12

31

1%

4

1



--	--	--	--	--

--	--	--	--	--

1		757XY202104316001 757XY202104316002 757XY202104316003 757XY202104316004			25,000.00	1
2		20201013 2020101301 2020101302 2020101303 20212050307 20212050306 20212050305 20212050304			8,400.00	2
3		44100520200007800 44100520200007802			45,000.00	3
4		44100620200012927			33,056.27	

CS#

45,000.00

2020 09 21

2023 9 20

4

225,595,564.39

15,168,662.71

44100620200012927

1

		0.00
		1,476,850.00
		102,450.00

2

	22 -

2

1



2

2021	2021 12 31	296,320,455	10
2.00	59,264,091		

1

1

2



1	2	57.73	11.55	20.00%
2	3	0.00	0.00	50.00%
3		0.00	0.00	100.00%
		221,549,240.27	4,219,574.18	--

1	1	221,549,182.54
	6	221,548,186.26
7-12		996.28
1	2	57.73
2	3	0.00
3		0.00
		221,549,240.27

2

	3,539,998.23	681,066.44		1,490.49		4,219,574.18
	3,539,998.23	681,066.44		1,490.49		4,219,574.18

--	--	--

3

	1,490.49
	1,490.49

--	--	--	--	--	--

4

	141,146,379.64	63.71%	2,822,927.59
	44,815,948.77	20.23%	896,318.98
	12,393,860.40	5.59%	0.00
	7,446,128.44	3.36%	148,922.57

	60,000,000.00	30,000,000.00
	60,000,000.00	30,000,000.00

2

1

	1,460,043.23	1,294,415.44
	310,447,900.41	861,639,654.53
	920,693.38	1,419,578.98
	3,492.19	1,035,202.97
	0.00	0.00
	163,803.00	57,502.00
	312,995,932.21	865,446,353.92

2

	12	()	()	
2021 1 1	45,739.08	16,638.80	1,436,551.23	1,498,929.11
2021 1 1				
--				

		1,000,000.00	3	0.32%	1,000,000.00
	--	302,923,483.59	--	96.79%	1,000,000.00

3

	44 reW*nBT0					

	416,403,724.7	392,127,918.0					
	2	0	5,800,000.00	0.00	802,731,642.72	0.00	

